

Supplementary Information

Synthesis and antimicrobial activity of 2-((4-(1*H*-benzo[d]imidazol-2-yl)-6-(2-ethylcyclopentyl) pyrimidin-2-yl)thio)-*N*-methylacetamide

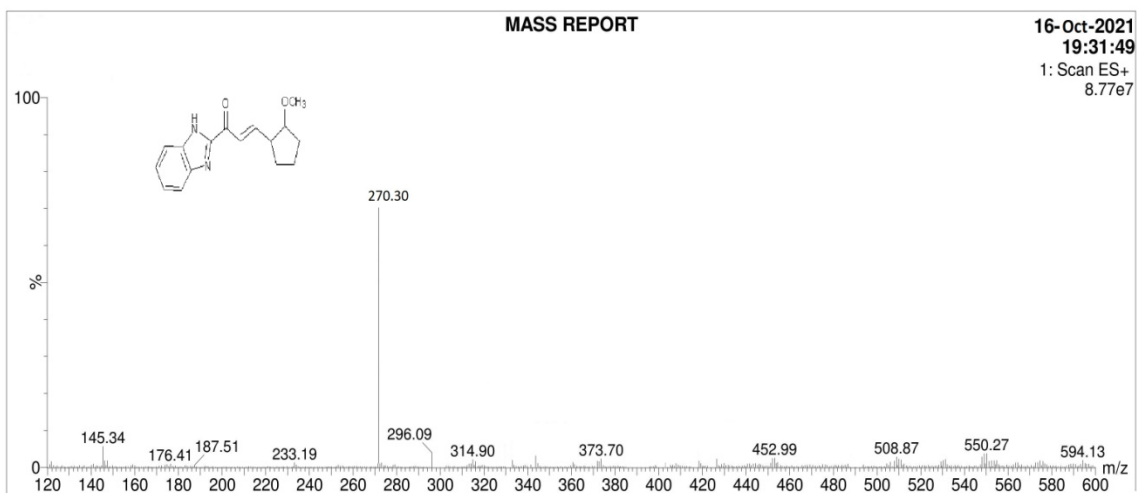
Sunitha Ch & Brahmeshwari G*

Department of Chemistry, Kakatiya University, Warangal 506 009, India

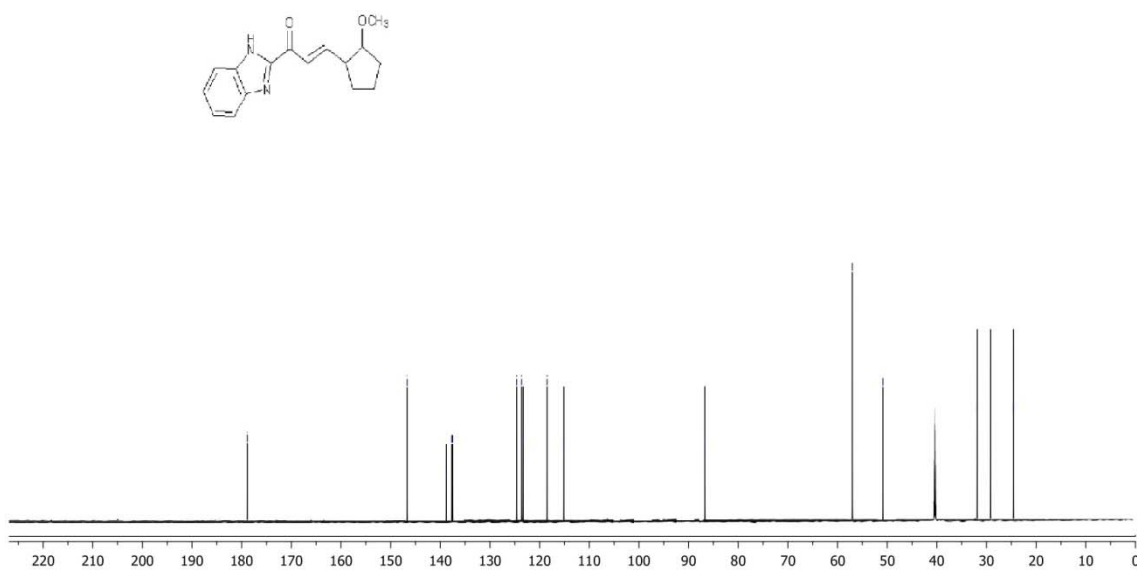
E-mail: sunitha.c82@gmail.com

Received 19 December 2021; accepted (revised) 2 June 2022

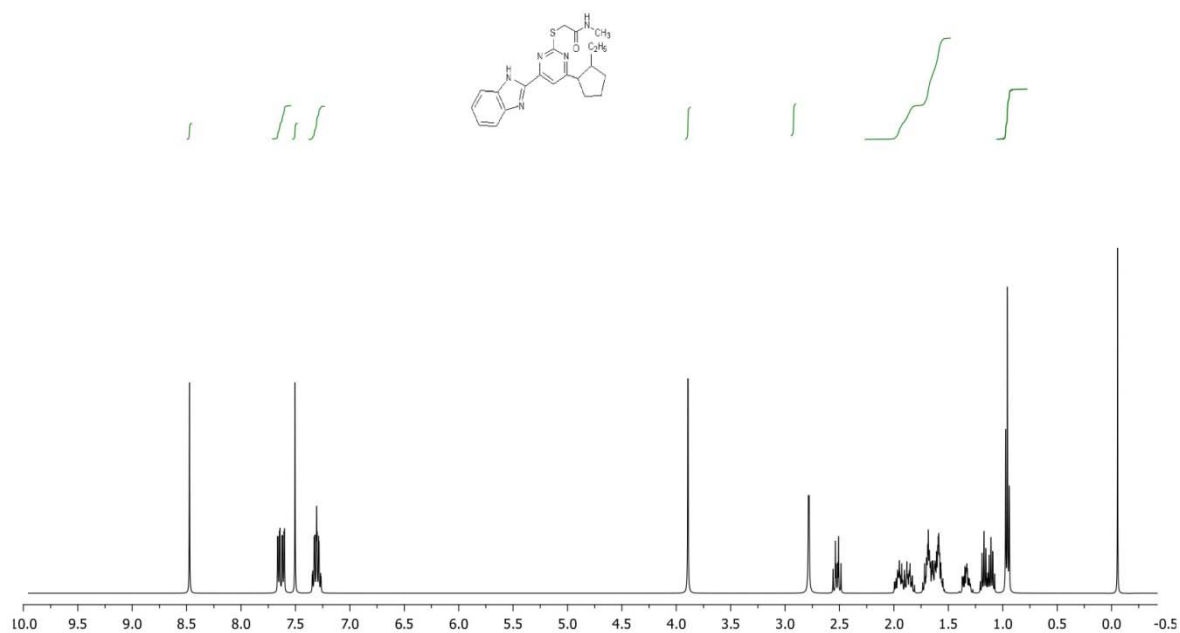
Supporting spectra of selected compounds:



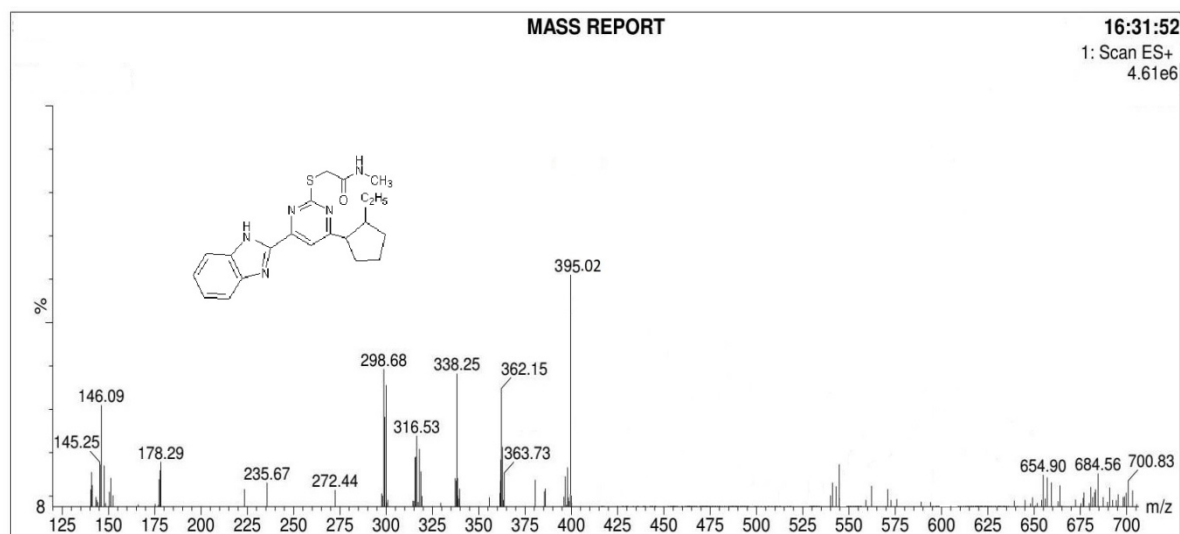
Mass spectra of (E)-1-(1H-benzo[d]imidazole-2-yl)-3-(2-methoxycyclopentyl)prop-2-en-1-one(1c).



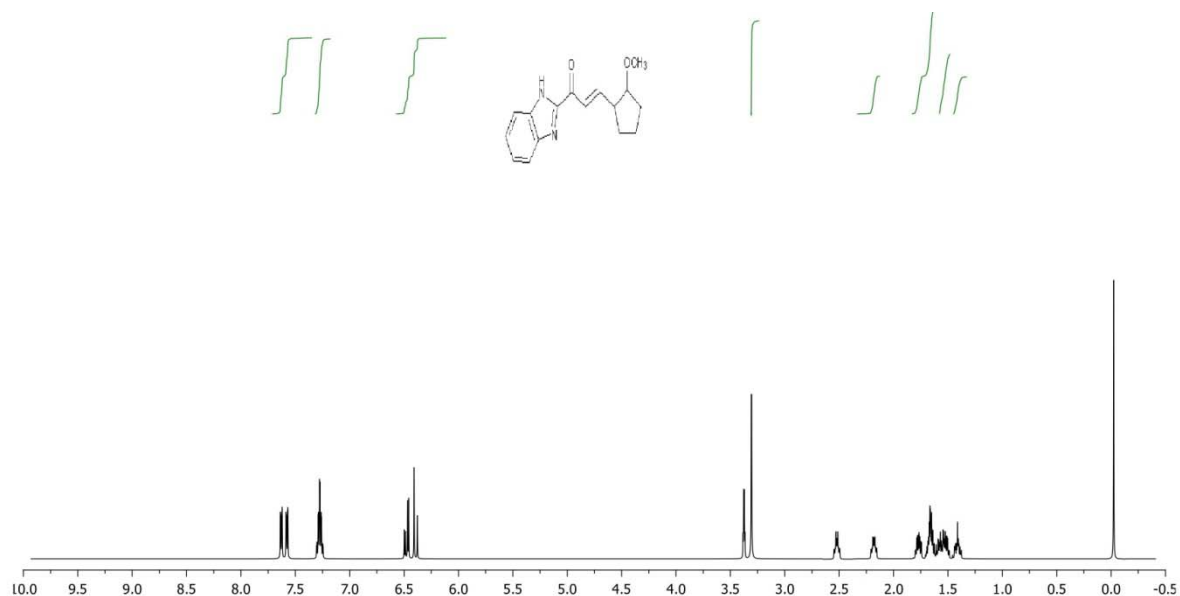
^{13}C NMR Spectra of (E)-1-(1H-benzo[d]imidazole-2-yl)-3-(2-methoxycyclopentyl)prop-2-en-1-one(1c).



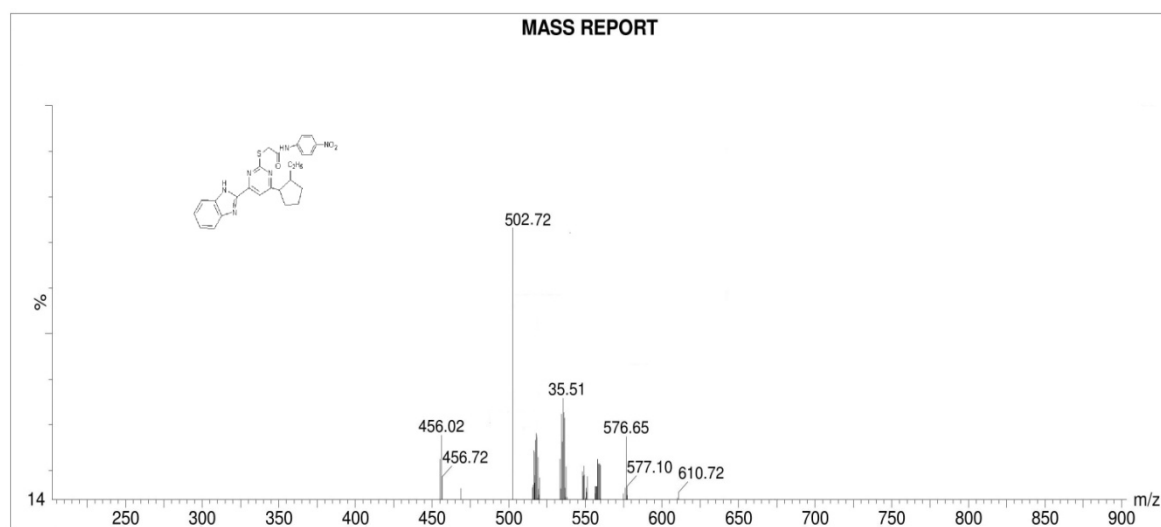
¹H NMR spectra of 2-((4-(1H-benzo[d]imidazol-2-yl)-6-(2-ethylcyclopentyl)pyrimidin-2-yl)thio)-N-methylacetamide (4a).



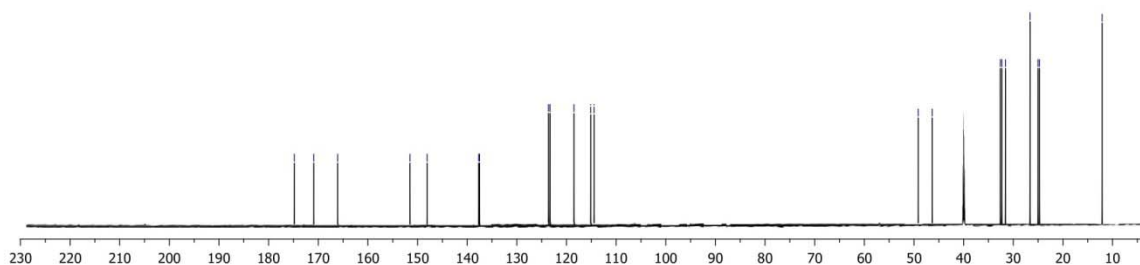
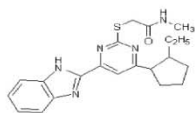
Mass spectra of 2-((4-(1H-benzo[d]imidazol-2-yl)-6-(2-ethylcyclopentyl)pyrimidin-2-yl)thio)-N-methylacetamide (4a).



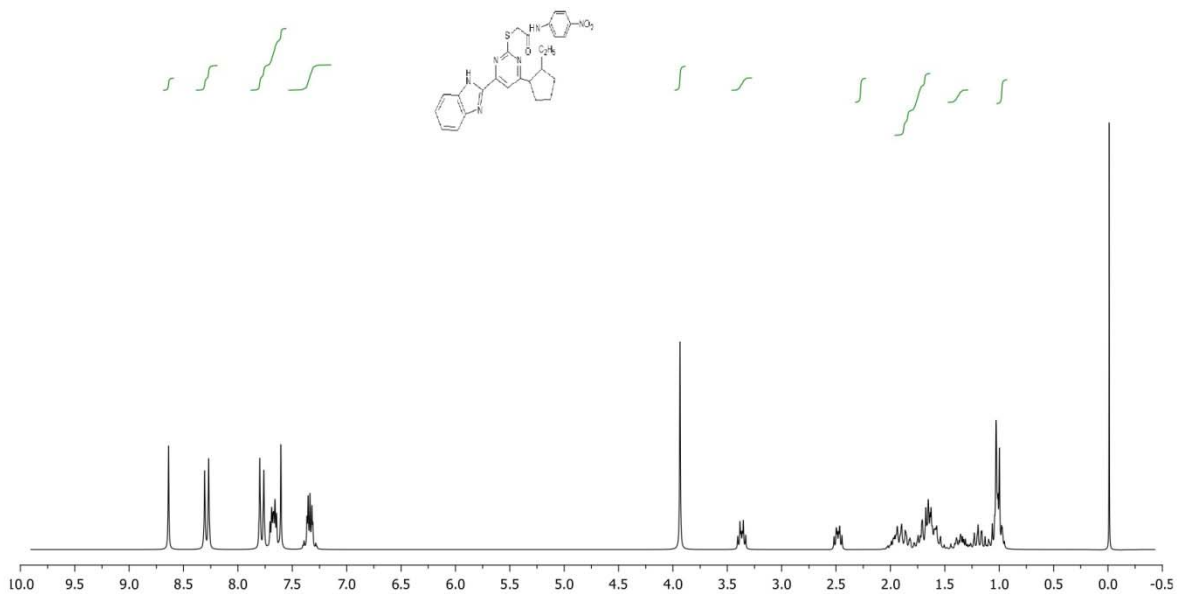
¹H NMR spectra of (E)-1-(1*H*-benzo[d]imidazole-2-yl)-3-(2-methoxycyclopentyl)prop-2-en-1-one (1c).



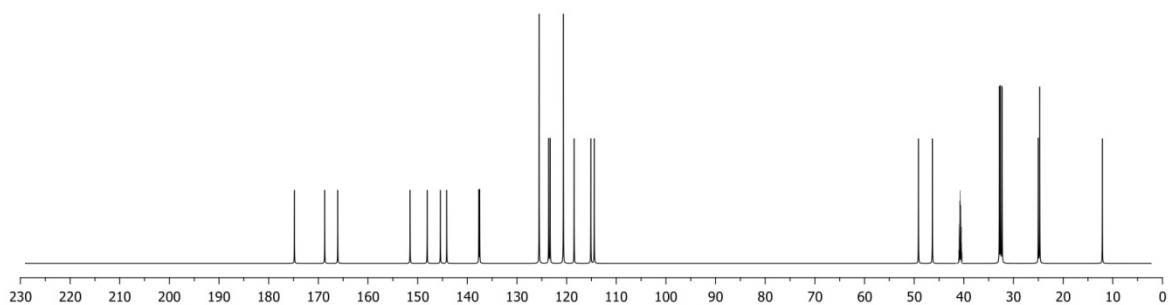
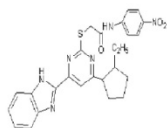
Mass spectra of 2-((4-(1*H*-benzo[d]imidazol-2-yl)-6-(2-ethylcyclopentyl)pyrimidin-2-yl)thio)-*N*-(4-nitrophenyl)acetamide (4g).



^{13}C NMR Spectra of 2-((4-(1H-benzo[d]imidazol-2-yl)-6-(2-ethylcyclopentyl)pyrimidin-2-yl)thio)-N-methylacetamide (4a).



^1H NMR spectra of 2-((4-(1H-benzo[d]imidazol-2-yl)-6-(2-ethylcyclopentyl)pyrimidin-2-yl)thio)-N-(4-nitrophenyl)acetamide (4g).



^{13}C NMR Spectra of 2-((4-(1*H*-benzo[d]imidazol-2-yl)-6-(2-ethylcyclopentyl)pyrimidin-2-yl)thio)-*N*-(4-nitrophenyl)acetamide (4g).