



An eco-safe and solvent-free approach for clean and one-pot synthesis of 3,4-dihydropyrimidin-2-(1*H*)-one/thione derivatives using $\text{Zn}(\text{OAc})_2 \cdot 2\text{H}_2\text{O}$ as an environmental friendly, readily and efficient catalyst

Farzaneh Mohamadpour

School of Engineering, Apadana Institute of Higher Education, Shiraz, Iran

E-mail: mohamadpour.f.7@gmail.com

Received 13 July 2018; accepted (revised) 27 December 2019

An environmental friendly, economical and clean Biginelli approach in presence of readily available zinc acetate dihydrate ($\text{Zn}(\text{OAc})_2 \cdot 2\text{H}_2\text{O}$) to access biologically active 3,4-dihydropyrimidin-2-(1*H*)-ones/thiones derivatives *via* one-pot, three-component reaction of β -keto esters (methyl or ethyl acetoacetate), aromatic aldehyde (benzaldehyde derivatives) and urea or thiourea in high to excellent yields has been studied. This solvent-free procedure is sustainable and advantageous compared to conventional methods due to short reaction times, one-pot procedure, easy handling, efficient, environmentally benign nature, low-cost and non-toxic catalyst, eco-friendly, ready availability of starting materials and no requirement of chromatographic purification. The products have been characterized by melting points and ^1H NMR spectroscopy.

Keywords: 3,4-Dihydropyrimidin-2-(1*H*)-ones/thiones derivatives, zinc acetate dihydrate ($\text{Zn}(\text{OAc})_2 \cdot 2\text{H}_2\text{O}$), Biginelli condensation reaction, solvent-free conditions, environment friendly, economical synthesis

In recent years, the design and development of bioactive heterocyclic compounds synthesis performed through multi-component reactions (MCRs)¹⁻⁶, involving three or more reactants in one-pot, have attracted considerable interest since such processes improve atom economy, efficiency and convergence.

Pyrimidinone derivatives are a common structural motif in variety of natural and non-natural products. Their derivatives have been known to exhibit a wide range of pharmacological and biological properties (Figure 1). For example these heterocyclic compounds have been used as calcium channel blockers, α -1a-antagonists⁷, mitotic kinesin Eg5 inhibition⁸, anti cancer (Mal3-101)⁹, anti HIV agent¹⁰, antibacterial and antifungal¹¹, antiviral¹², antioxidative¹³. The representatives such as batzelladines, ptilomycalines and crambescidines exhibit many biological activities such as anticancer, antifungal, anti HIV, *etc.*¹⁴

Typically, processes involved in the synthesis of these compounds are catalyzed by different catalysts¹⁵⁻²⁶. Some of the limitations of these methodologies are low yields, toxic organic solvents and catalyst, harsh reaction conditions and expensive materials.

Based on the above considerations and our interest in the design of efficient and environmental benign

methodologies, attempts were directed to synthesize one of Biginelli-type reactions²⁷. Finally, herein, we report a simple, clean and mild procedure for synthesis of 3,4-dihydropyrimidin-2-(1*H*)-ones/thiones derivatives *via* reaction of β -keto esters, aldehyde derivatives and urea/thiourea by using of $\text{Zn}(\text{OAc})_2 \cdot 2\text{H}_2\text{O}$ as a catalyst under thermal and solvent-free conditions with excellent yields and short reaction times (Scheme I). During the past decades, the use of zinc compounds as environmental safe catalysts in organic synthesis have attracted great interest due to their notable advantages such as non-toxic, environmentally-friendly, easy to handle, highly efficient and low-cost^{28,29}. Also $\text{Zn}(\text{OAc})_2 \cdot 2\text{H}_2\text{O}$ can be successfully used in the type of carbon-carbon bonds as an available, eco-friendly and environmental friendly catalyst³⁰⁻³² in organic synthesis. Short reaction times, high to excellent yields, eco-friendly, one-pot and efficient, readily, low-cost and non-toxic catalyst that makes our protocol alternative in comparison to some of the earlier reported methods.

Furthermore, one of the source of environmental pollutions is the usage of organic solvents under reflux conditions and the need for column chromatography to purify the products. In this present work, the products were obtained through simple

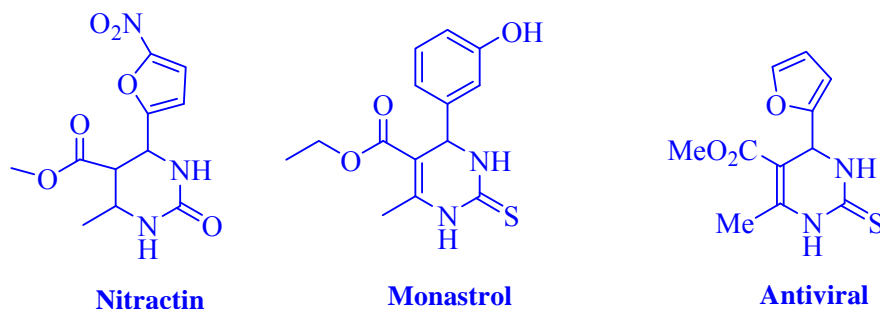
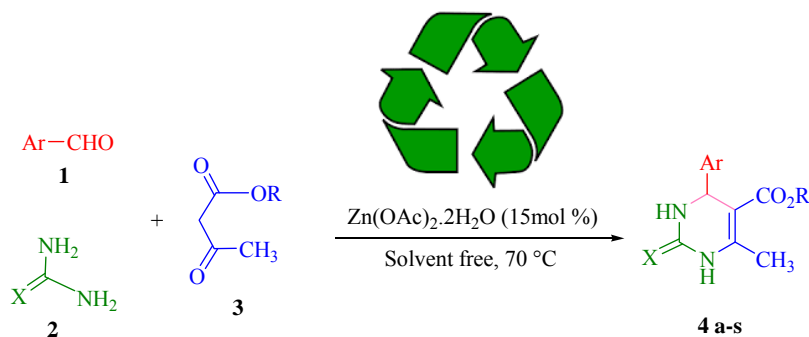


Figure 1 — Biologically active compounds containing the dihydropyrimidine unit



(Ar) **1a, 1b**=Ph; **1c**= 3-Cl-C₆H₄; **1d, 1e**= 4-Cl-C₆H₄; **1f**= 4-OH-C₆H₄; **1g**= 4-Me-C₆H₄; **1h**= N,N-di Me-C₆H₃; **1i, 1j**= 3-MeO-C₆H₄; **1k**= 4-MeO-C₆H₄; **1l**= 4-NO₂-C₆H₄; **1m**= 4-F-C₆H₄; **1n, 1o**=2-Cl-C₆H₄; **1p**= 4-MeO-C₆H₄; **1q**= 4-F-C₆H₄; **1r**= 4-NO₂-C₆H₄; **1s**= 4-OH-C₆H₄

(X) **2a**= O; **2b**= S

(R) **3a**= Et; **3b**= Me

Scheme I — Synthesis of 3,4-dihydropyrimidin-2-(1H)-one/thione derivatives

filtering with no need column chromatographic separation.

Results and Discussion

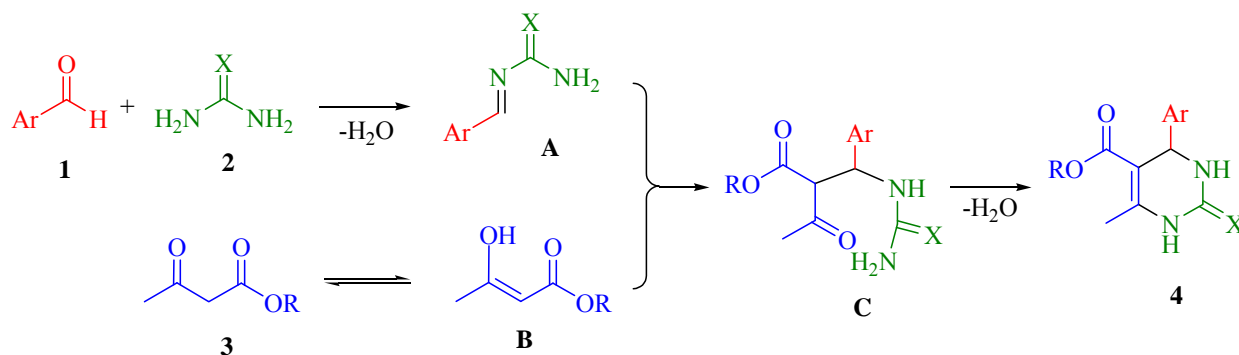
At beginning we performed three-component condensation Biginelli reaction of benzaldehyde (**1**, 1.0 mmol), urea (**3**, 1.5 mmol) and ethyl acetoacetate (**2**, 1.0 mmol) in the present of Zn(OAc)₂.2H₂O (15 mol%) under solvent-free at 70 °C, the product **4a** was found in 89%, which was confirmed by ¹H NMR spectroscopy. Encouraged by this result, we chosen this reaction as a model reaction to study the reaction conditions further for the synthesis of 3,4-dihydropyrimidin-2-(1H)-ones/thiones derivatives (**4a-s**). The catalyst plays an important role in the success of the reaction in terms of rate of the reaction and yields. In order to optimize the reaction conditions, quantity of the catalyst required was determined. No product could be detected in the absence of the catalyst even after 4h (Table I, entry

1). Then, 5 mol% Zn(OAc)₂.2H₂O was used to perform the reaction. But it requires slightly long reaction time and low yields. Therefore, the loading of catalyst was gradually increased from 5 mol% to 20 mol% (Table I). It was found that 15 mol% of Zn(OAc)₂.2H₂O is optimal to carry out the reactions in a short duration (Table I, entry 4). The use of excess of catalyst did not alter either reaction time or yield of the product. Thus, the use of 15 mol% Zn(OAc)₂.2H₂O is ideal to achieve the desired product in high yields. We also investigated different temperatures for the model reaction (Table I). It was observed that fast reaction occurred on raising the temperature from RT to 80 °C and the yield of preferred product increased significantly (Table I). We were satisfied to find that the reaction proceeded smoothly and almost complete conversion of reactants was observed at 70 °C to afford the desired product (**4a**) in 89% yields within 15 min (Table I, entry 4). Further increase in the temperature did not affect the

product yield (Table I, entry 8). Having optimized reaction conditions for the synthesis of 3,4-dihydropyrimidin-2-(1*H*)-ones/thiones derivatives (**4a-s**) using 15 mol% Zn(OAc)₂·2H₂O as the catalyst under solvent-free conditions at 70 °C we subsequently applied for a variety of aldehydes, urea/ thiourea and ethyl/methyl acetoacetate (Table II).

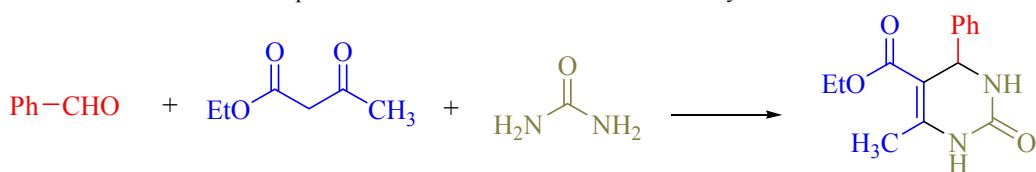
Proposed mechanistic route of 3,4-dihydropyrimidin-2-(1*H*)-ones/thiones synthesis in

the presence of zinc acetate dihydrate are shown in Scheme II. In this probable mechanism, the zinc acetate dihydrate catalyzed Biginelli condensation *via* acylimin intermediate (**A**) is presented in Scheme II. The reaction of aldehydes (**1**) and urea(**2**) generates an acylimin intermediate (**A**), which further reacts with the activated 1,3-dicarbonyl compound (**B**) producing an open-chain ureide (**C**) undergoing subsequent cyclization and dehydration to give the major product (**4**).



Scheme II — Proposed mechanistic route for the synthesis of 3,4-dihydropyrimidin-2-(1*H*)-ones/thiones

Table I — Optimization of the reaction condition on the synthesis of **4a**^a



Entry	Zn(OAc) ₂ ·2H ₂ O (mol %)	Temperature (°C)	Time (min)	Isolated Yields (%)
1	Catalyst free	70	240	Not product
2	5	70	35	53
3	10	70	20	71
4	15	70	15	89
5	15	rt	360	Not product
6	15	40	45	49
7	15	60	25	74
8	15	80	15	89
9	20	70	15	90

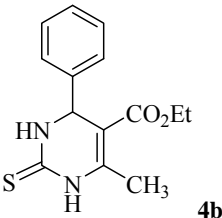
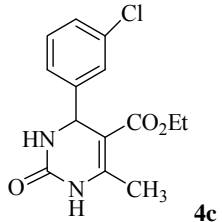
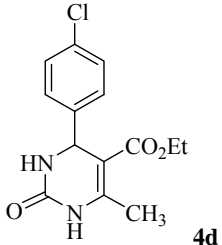
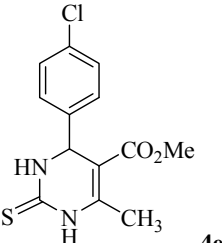
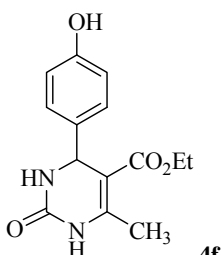
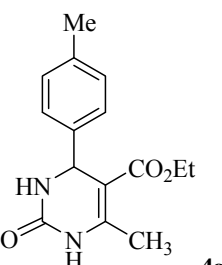
^a Reaction conditions: benzaldehyde (1.0 mmol), ethyl acetoacetate (1.0 mmol), urea (1.5mmol) and zinc acetate dihydrate was heated under various temperatures for the appropriate time.

Table II — Synthesis of 3,4-dihydropyrimidin-2-(1*H*)-ones/thiones derivatives

Entry	R ¹	R ²	X	Product ^a	Time (min)	Yield (%) ^b	m.p. (°C)	Lit. m.p. (°C)
1	H	CH ₃ CH ₂	O		15	89	202-204	200-202 ¹⁶

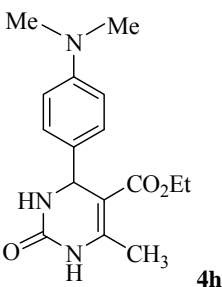
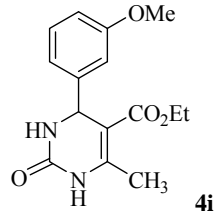
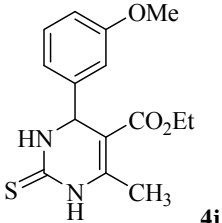
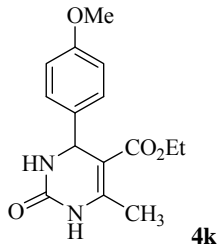
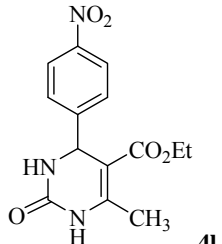
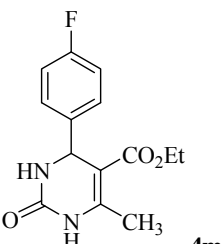
Contd.

Table II — Synthesis of 3,4-dihydropyrimidin-2-(1H)-ones/thiones derivatives (Contd.)

Entry	R ¹	R ²	X	Product ^a	Time (min)	Yield (%) ^b	m.p. (°C)	Lit. m.p. (°C)
2	H	CH ₃ CH ₂	S	 4b	15	86	207-209	208-210 ¹⁶
3	3-Cl	CH ₃ CH ₂	O	 4c	25	84	191-194	194-196 ¹⁶
4	4-Cl	CH ₃ CH ₂	O	 4d	25	82	213-215	214-215 ¹⁸
5	4-Cl	CH ₃	S	 4e	30	80	192-194	191-195 ¹⁵
6	4-OH	CH ₃ CH ₂	O	 4f	35	76	233-236	234-236 ²²
7	4-CH ₃	CH ₃ CH ₂	O	 4g	15	88	204-206	204-205 ¹⁷

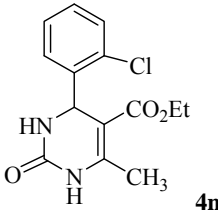
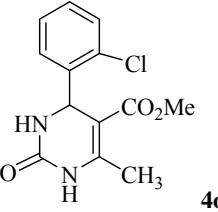
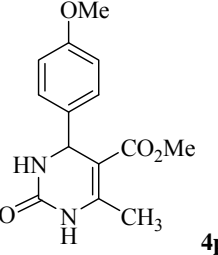
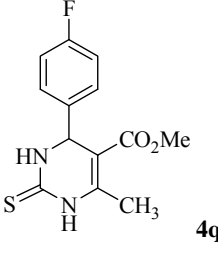
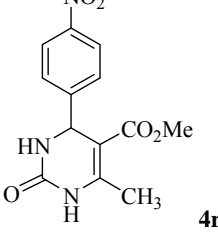
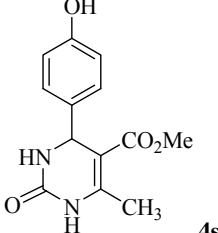
Contd.

Table II — Synthesis of 3,4-dihydropyrimidin-2-(1*H*)-ones/thiones derivatives (Contd.)

Entry	R ¹	R ²	X	Product ^a	Time (min)	Yield (%) ^b	m.p. (°C)	Lit. m.p. (°C)
8	4-N(CH ₃) ₂	CH ₃ CH ₂	O	 4h	20	89	256-258	254-256 ²²
9	3-OCH ₃	CH ₃ CH ₂	O	 4i	20	84	202-204	205-206 ¹⁷
10	3-OCH ₃	CH ₃ CH ₂	S	 4j	25	81	150-152	150-151 ¹⁷
11	4-OCH ₃	CH ₃ CH ₂	O	 4k	20	82	201-203	203-205 ²³
12	4-NO ₂	CH ₃ CH ₂	O	 4l	15	91	206-208	207-209 ¹⁶
13	4-F	CH ₃ CH ₂	O	 4m	10	93	172-174	174-176 ²⁰

Contd.

Table II — Synthesis of 3,4-dihydropyrimidin-2-(1*H*)-ones/thiones derivatives (Contd.)

Entry	R ¹	R ²	X	Product ^a	Time (min)	Yield (%) ^b	m.p. (°C)	Lit. m.p. (°C)
14	2-Cl	CH ₃ CH ₂	O		25	85	221-223	220-223 ¹⁶
15	2-Cl	CH ₃	O		25	83	250-252	248-252 ¹⁶
16	4-OCH ₃	CH ₃	O		20	86	192-194	190-194 ²¹
17	4-F	CH ₃	S		15	88	208-210	208-210 ²⁰
18	4-NO ₂	CH ₃	O		15	92	215-217	214-216 ¹⁶
19	4-OH	CH ₃	O		35	80	243-245	245-246 ¹⁷

^a Isolated yield.

^b Reaction conditions: benzaldehyde (1.0 mmol), ethyl/methyl acetoacetate (1.0 mmol), urea/thiourea (1.5 mmol) and zinc acetate dihydrate (15 mol %) was heated at 70 °C.

Comparison of catalytic ability some of catalysts reported in the literature for synthesis of 3,4-dihydropyrimidin-2-(1*H*)-ones/thiones derivatives are shown in Table III. Also ¹H NMR data of products have been compared with literature (Table IV). This study reveals that zinc acetate dihydrate (Zn(OAc)₂·2H₂O) has shown its extraordinary potential to be an alternative readily, environmental friendly, efficient, low-cost and economical catalyst for the Biginelli reaction. In addition, the use of solvent-free conditions with excellent yields and short reaction times in the reaction with both urea and thiourea are the notable advantages this present methodology.

Experimental Section

Melting points of all compounds were determined using an Electro Thermal 9100 apparatus. ¹H NMR spectra were recorded on a Bruker DRX-400 Avance instrument with DMSO-*d*₆ as solvent. All reagents and solvents were purchased from Merck, Fluka and Acros chemical companies and used without further purification.

General procedure for preparation of 3,4-dihydropyrimidin-2-(1*H*)-ones/thiones derivatives, 4a-s

A mixture of aldehydes derivatives (**1**, 1.0 mmol) and urea/thiourea (**3**, 1.5 mmol), ethyl/methyl acetoacetate (**2**, 1.0 mmol) was heated under solvent-free conditions at 70°C for appropriate time in the presence of Zn(OAc)₂·2H₂O (15 mol %). After completion of the reaction (determined by thin layer chromatography TLC) the mixture was cooled to RT, cold water added, the precipitate separated with filtration and recrystallized from ethanol to afford the pure products **4a-s**. Spectral data of products are represented below.

5-Ethoxycarbonyl-6-methyl-4-phenyl-3,4-dihydropyrimidin-2(1*H*)-one, 4a:

Crystalline solid. Yield 89%. m.p.202-204°C. ¹H NMR (400 MHz, DMSO-*d*₆): δ 1.10 (3H, t, *J*= 7.2 Hz, CH₃CH₂), 2.26 (3H, s, CH₃), 3.99 (2H, q, *J*=7.2 Hz, CH₂O), 5.15 (1H, s, CHN), 7.26 (3H, d, *J*= 7.2 Hz, ArH), 7.33 (2H, t, *J*=7.2 Hz, ArH), 7.76 and 9.21 (2H, 2s, 2NH).

5-Ethoxycarbonyl-6-methyl-4-phenyl-3,4-dihydropyrimidin-2(1*H*)-thione, 4b:

Crystalline solid. Yield 86%. m.p.207-209°C. ¹H NMR (400 MHz, DMSO-*d*₆): δ 1.11 (3H, t, *J*= 7.2 Hz, CH₃CH₂), 2.31 (3H, s, CH₃), 4.02 (2H, q, *J*=7.2 Hz, CH₂O), 5.19 (1H, s, CHN), 7.23 (2H, d, *J*=7.2 Hz, ArH), 7.28 (1H, t, *J*=7.2 Hz, ArH), 7.36 (2H, t, *J*=7.2 Hz, ArH), 9.68 and 10.36 (2H, 2s, 2NH).

5-Ethoxycarbonyl-6-methyl-4-(4-hydroxyphenyl)-3,4-dihydropyrimidin-2(1*H*)-one, 4f:

Crystalline solid. Yield 76%. m.p.233-236°C. ¹H NMR (400 MHz, DMSO-*d*₆): δ 1.11 (3H, t, *J*= 9.6 Hz, CH₃CH₂), 2.50 (3H, s, CH₃), 3.98 (2H, q, *J*=9.2 Hz, CH₂O), 5.04 (1H, s, CHN), 6.68-7.04(4H, m, ArH), 7.64 and 9.13 (2H, 2s, 2NH), 9.35 (1H, s, OH).

5-Ethoxycarbonyl-6-methyl-4-(4-methoxyphenyl)-3,4-dihydropyrimidin-2(1*H*)-one, 4k:

Crystalline solid. Yield 82%. m.p.201-203°C. ¹H NMR (400 MHz, DMSO-*d*₆): δ 1.11 (3H, t, *J*= 9.6 Hz, CH₃CH₂), 2.24(3H, s, CH₃), 3.73 (3H, s, OCH₃), 3.99 (2H, q, *J*=9.6 Hz, CH₂O), 5.09 (1H, s, CHN), 6.89 (2H, d, *J*= 8.4Hz, ArH), 7.15 (2H, d, *J*= 8.8Hz, ArH), 7.70 and 9.18 (2H, 2s, 2NH).

5-Ethoxycarbonyl-6-methyl-4-(4-nitrophenyl)-3,4-dihydropyrimidin-2(1*H*)-one, 4l:

Crystalline solid. Yield 91%. m.p.206-208°C. ¹H NMR (400 MHz, DMSO-*d*₆): δ 1.10 (3H, t, *J*= 9.6 Hz, CH₃CH₂), 2.28(3H, s, CH₃), 3.99 (2H, q, *J*=9.2 Hz, CH₂O), 5.27 (1H, s, CHN), 7.50-7.53 (2H, m, ArH), 7.23 (2H, d, *J*= 9.2Hz, ArH), 7.92 and 9.38 (2H, 2s, 2NH).

Table III — Comparison of catalytic ability some of catalysts reported in the literature for synthesis of 3,4-dihydropyrimidin-2-(1*H*)-ones/thiones derivatives^a

Entry	Catalyst	Conditions	Time/Yield (%)	Ref. No.
1	Bakers' yeast	RT	24h/84	17
2	Hydrotalcite	Solvent-free, 80 °C	35 min/84	18
3	[Al(H ₂ O) ₆](BF ₄) ₃	MeCN, Reflux	20 h/81	19
4	Cu(BF ₄) ₂ ·xH ₂ O	RT	30 min/90	21
5	[Btto][<i>p</i> -TSA]	Solvent-free, 90 °C	30 min/96	23
6	Triethylammonium acetate	Solvent-free, 70 °C	45min/90	24
7	<i>p</i> -Dodecylbenzenesulfonic acid	Solvent-free, 80 °C	3 h/94	25
8	TMSPTPOSA	EtOH/Reflux	3 h/95	26
9	Zn(OAc) ₂ ·2H ₂ O	Solvent-free, 70 °C	15 min/89	This work

^a Based on the three-component reaction of benzaldehyde, ethyl acetoacetate and urea.

Table IV — Comparison of ¹H NMR data

Entry	Product	H Shift (Found)	H Shift (Lit.)	Ref.
1	4a	1.10 (3H, t, <i>J</i> =7.2 Hz, CH ₃ CH ₂) 2.26 (3H, s, CH ₃) 3.99 (2H, q, <i>J</i> =7.2 Hz, CH ₂ O) 5.15 (1H, s, CHN) 7.76 and 9.21 (2H, 2s, 2NH)	1.15 (3H, t, <i>J</i> =6.5 Hz, CH ₃ CH ₂) 2.30 (3H, s, CH ₃) 4.00 (2H, q, <i>J</i> =6.5 Hz, CH ₂ O) 5.20 (1H, s, CHN) 7.74 and 9.20 (2H, 2s, 2NH)	21
2	4b	1.11 (3H, t, <i>J</i> =7.2 Hz, CH ₃ CH ₂) 2.31 (3H, s, CH ₃) 4.02 (2H, q, <i>J</i> =7.2 Hz, CH ₂ O) 5.19 (1H, s, CHN) 9.68 and 10.36 (2H, 2s, 2NH)	1.09 (3H, t, <i>J</i> =7.00 Hz, CH ₃ CH ₂) 2.28 (3H, s, CH ₃) 4.00 (2H, q, <i>J</i> =7.00 Hz, CH ₂ O) 5.16 (1H, s, CHN) 9.64 and 10.33 (2H, 2s, 2NH)	21
3	4f	1.11 (3H, t, <i>J</i> =9.6 Hz, CH ₃ CH ₂) 2.50 (3H, s, CH ₃) 3.98 (2H, q, <i>J</i> =9.2 Hz, CH ₂ O) 5.04 (1H, s, CHN) 7.64 and 9.13(2H, 2s, 2NH) 9.35 (1H, s, OH)	1.08 (3H, t, <i>J</i> =7.00 Hz, CH ₃ CH ₂) 2.21 (3H, s, CH ₃) 3.96 (2H, q, <i>J</i> =7.00 Hz, CH ₂ O) 5.02 (1H, s, CHN) 7.64 and 9.10(2H, 2s, 2NH) 9.34 (1H, s, OH)	21
4	4k	1.11 (3H, t, <i>J</i> =9.6 Hz, CH ₃ CH ₂) 2.24(3H, s, CH ₃) 3.73 (3H, s, OCH ₃) 3.99 (2H, q, <i>J</i> =9.6 Hz, CH ₂ O) 5.09 (1H, s, CHN) 7.70 and 9.18 (2H, 2s, 2NH)	1.00 (3H, t, <i>J</i> =6.78 Hz, CH ₃ CH ₂) 2.20 (3H, s, CH ₃) 3.70 (3H, s, OCH ₃) 3.96 (2H, q, <i>J</i> =6.80 Hz, CH ₂ O) 5.07 (1H, s, CHN) 7.64 and 9.14 (2H, 2s, 2NH)	21
5	4l	1.10 (3H, t, <i>J</i> =9.6 Hz, CH ₃ CH ₂) 2.28(3H, s, CH ₃) 3.99 (2H, q, <i>J</i> =9.2 Hz, CH ₂ O) 5.27 (1H, s, CHN) 7.92and 9.38 (2H, 2s, 2NH)	1.08 (3H, t, <i>J</i> =7.00 Hz, CH ₃ CH ₂) 2.25 (3H, s, CH ₃) 3.97 (2H, q, <i>J</i> =7.00 Hz, CH ₂ O) 5.26 (1H, s, CHN) 7.89and 9.35 (2H, 2s, 2NH)	21
6	4n	1.00 (3H, t, <i>J</i> =9.2 Hz, CH ₃ CH ₂) 2.31 (3H, s, CH ₃) 4.02 (2H, q, <i>J</i> =9.2 Hz, CH ₂ O) 5.63 (1H, s, CHN) 7.73 and 9.29(2H, 2s, 2NH)	0.97 (3H, t, <i>J</i> =6.9 Hz, CH ₃ CH ₂) 2.28 (3H, s, CH ₃) 3.87 (2H, q, <i>J</i> =6.9 Hz, CH ₂ O) 5.61 (1H, s, CHN) 7.70 and 9.25(2H, 2s, 2NH)	21
7	4o	2.31 (3H, s, CH ₃) 3.46 (3H, s, OCH ₃) 5.62 (1H, s, CHN) 7.72 and 9.36(2H, 2s, 2NH)	2.33 (3H, s, CH ₃) 3.48 (3H, s, OCH ₃) 5.64 (1H, s, CHN) 7.70 and 9.32(2H, 2s, 2NH)	21
8	4r	2.28(3H, s, CH ₃) 3.55 (3H, s, OCH ₃) 5.28 (1H, s, CHN) 7.93 and 9.40 (2H, 2s, 2NH)	2.25(3H, s, CH ₃) 3.52 (3H, s, OCH ₃) 5.26 (1H, s, CHN) 7.91 and 9.38 (2H, 2s, 2NH)	21

5-Ethoxycarbonyl-6-methyl-4-(2-chlorophenyl)-3,4-dihydropyrimidin-2(1H)-one, 4n: Crystalline solid. Yield 85%. m.p.221-223°C. ¹H NMR (400 MHz, DMSO-*d*₆): δ 1.00 (3H, t, *J*=9.2 Hz, CH₃CH₂), 2.31 (3H, s, CH₃), 4.02 (2H, q, *J*=9.2 Hz, CH₂O), 5.63 (1H, s, CHN), 7.25-7.34 (3H, m, ArH), 7.41 (1H, d, *J*=8.8 Hz, ArH), 7.73 and 9.29 (2H, 2s, 2NH).

5-Methoxycarbonyl-6-methyl-4-(2-chlorophenyl)-3,4-dihydropyrimidin-2(1H)-one, 4o: Crystalline

solid. Yield 83%. m.p.250-252°C. ¹H NMR (400 MHz, DMSO-*d*₆): δ 2.31 (3H, s, CH₃), 3.46 (3H, s, OCH₃), 5.62 (1H, s, CHN), 7.28-7.34 (3H, m, ArH), 7.42 (1H, d, *J*=7.2 Hz, ArH), 7.72 and 9.36 (2H, 2s, 2NH).

5-Methoxycarbonyl-6-methyl-4-(4-nitrophenyl)-3,4-dihydropyrimidin-2(1H)-one, 4r: Crystalline solid. Yield 92%. m.p.215-217°C. ¹H NMR (400 MHz, DMSO-*d*₆): δ 2.28(3H, s, CH₃), 3.55 (3H, s,

OCH₃), 5.28 (1H, s, CHN), 7.52 (2H, d, *J*= 8.4Hz, ArH), 7.22 (2H, d, *J*= 8.8Hz, ArH), 7.93 and 9.40 (2H, 2s, 2NH).

Conclusion

In summary, a facile and clean procedure for Biginelli synthesis of biologically active 3,4-dihydropyrimidin-2-(1*H*)-ones/thiones derivatives via one-pot three-component reaction of aldehydes, urea/thiourea and ethyl/methyl acetoacetate in the presence of an efficient and readily zinc acetate dihydrate (Zn(OAc)₂·2H₂O) as catalyst under thermal and solvent-free conditions have been described. The notable advantages of the synthetic routes are including efficient, eco-friendly, readily, inexpensive and non-toxic catalyst, solvent-free conditions, high to excellent yields, one-pot procedure and environmentally benign nature synthesis.

Acknowledgements

The author gratefully acknowledges financial support from the Research Council of the Apadana Institute of Higher Education.

References

- Maghsoodlou M T, Heydari R, Lashkari M & Mohamadpour F, *Indian J Chem*, 56B (2017) 160.
- Rai N & Sharma A, *Indian J Chem*, 57B (2018) 340.
- Vekariya R H, Patel K D & Patel H D, *Indian J Chem*, 57B (2018) 576.
- Kakkerla R, Marri S, Krishna M P S M & Rajam M V, *Indian J Chem*, 57B (2018) 823.
- Mohamadpour F, *Polycycl Aromat Comp*, DOI: 10.1080/10406638.2018.1472111 (2018).
- Mohamadpour F, Lashkari M, Maghsoodlou M T & Heydari R, *J Chil Chem Soc*, 63 (2018) 3788.
- Prakash O, Kumar R & Parkash V, *Eur J Med Chem*, 43 (2008) 435.
- Kapoor T M, Mayer T U, Coughlin M L & Mitchison T J, *J Cell Biol*, 150 (2000) 975.
- Wisn S, Androsavich J, Evans C G, Chang L & Gestwicki J E, *Bioorg Med Chem Lett*, 18 (2008) 60.
- Heys L, Moore C G & Murphy P, *J Chem Soc Rev*, 29 (2000) 57.
- Ashok M, Holla B S & Kumar N S, *Eur J Med Chem*, 42 (2007) 380.
- Hurst E W & Hull R, *J Med Pharm Chem*, 3 (1961) 215.
- Maharramov A M, Kurbanova M M, Abdinbekova R T, Rzaeva I A, Farzaliev V M & Allohkverdiev M A, *Russ J Appl Chem*, 79 (2006) 787.
- Bewley C A, Ray S, Cohen F, Collins S K & Overmann L E, *J Nat Prod*, 67 (2004) 1319.
- Chitra S & Pandiarajan K, *Tetrahedron Lett*, 50 (2009) 2222.
- Liu J N, Li J, Zhang L, Song L P, Zhang M, Cao W J, Zhu S Z, Deng H G & Shao M, *Tetrahedron Lett*, 53 (2012) 2469.
- Kumar A & Maurya R A, *Tetrahedron Lett*, 48 (2007) 4569.
- Lal J, Sharma M, Gupta S, Parashar P, Sahu P & Agarwal D D, *J Mol Catal A: Chem*, 352 (2012) 31.
- Litvic M, Vecani I, Ladisic Z M, Lovric M, Voncovic V & Filipan-Litvic M, *Tetrahedron*, 66 (2010) 3463.
- Ahmad B, Khan R, Habibullah A & Keshai M, *Tetrahedron Lett*, 50 (2009) 2889.
- Kamal A, Krishnaji T & Azhar M A, *Catal Commun*, 8 (2007) 1929.
- Khodja I A, Boulcina R & Debache A, *J Chem Pharm Res*, 6 (2014) 1040.
- Zhang Y, Wang B, Zhang X, Huang J & Liu C, *Molecules*, 20 (2015) 3811.
- Attri P, Bhatia R, Gaur J, Arora B, Gupta A, Kumar N & Choi E H, *Arab J Chem*, DOI: <http://dx.doi.org/10.1016/j.arabjc.2014.05.007> (2014).
- Aswin K, Mansoor S S, Logaiya K, Sudhan P N & Ahmed R N, *J Taibah Univ Sci*, 8 (2014) 236.
- Rao Jetti S, Verma D & Jain Sh, *Arab J Chem*, DOI: <http://dx.doi.org/10.1016/j.arabjc.2013.12.012> (2014).
- Biginelli P, *Gazz Chim Ital*, 23 (1893) 360.
- Dake S A, Tekale S U, Sarda S R, Jadhav W N, Bhusare S R & Pawar R P, *ARKIVOC*, 17 (2008) 241.
- Nagvenkar A, Naik S & Fernandes J, *Catal Commun*, 65 (2015) 20.
- Ramu E, Varala R, Sreelatha N & Adapa S R, *Tetrahedron Lett*, 48 (2007) 7184.
- Ravi Sankar Arigala U, Matcha C & Yoon K R, *Heterocycl Chem*, 23 (2012) 160.
- Mohamadpour F, Lashkari M, Heydari R & Hazeri N, *Indian J Chem*, 57B (2018) 843.